

# Rement Form

Accurately write down the correct measurements! The incorrect measurement results in the delivery of the wrong FIB!

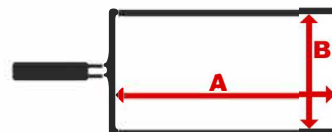
## Fill out this form step by step!

Always measure from the inside of the basket!

### Step 1:

Measure and fill in the length and width

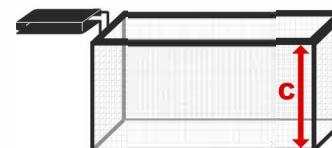
Length (A) ..... cm    Width (B) .....cm



### Step 2:

Measure and fill in the height

Height (C) .....cm



### Attention:

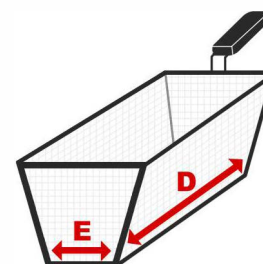
In the case of a tapered basket only, fill in step 3. Also, fill in steps 1 & 2!

### Step 3:

Measure and fill in the length and width

Note the length and width of the bottom!

Length (D) ..... cm    Width (E) .....cm



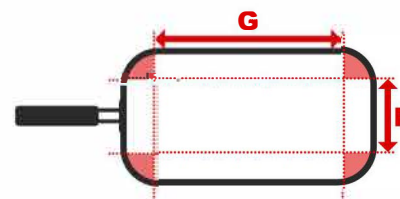
### Attention:

In the case of a basket with rounded corners only, fill in step 4 Also, fill in steps 1 & 2!

### Step 4 : Measure and fill in the length and width

Measure G and F starting from the curve in the basket (Just the straight part between the curves)

Length (G) ..... cm    Width (F) .....cm



### Step 5:

BrandFryer.....

Note the measurements and company information in CAPITALS and e-mail/call us

Company Name .....  
Contact .....  
City .....  
Zip code .....  
Phone Number .....  
E Mail .....  
Vat Number .....  
Number of FIB a €105,- .....  
Clamp set( 2 pieces) € 15,- .....

Frying Insert Basket BV  
Najaarsweg 9  
7532 SK ENSCHEDE kvk nr. 08163178  
E-mail: info@frituurmandje.nl  
Telefoon: 0031-53-4780514  
Intern: www.frituurmandje.nl

**We recommend you add a set of clamps to your order for safety reasons.**